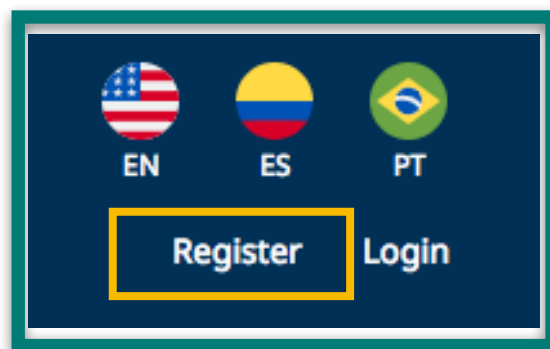


How to make a submission?

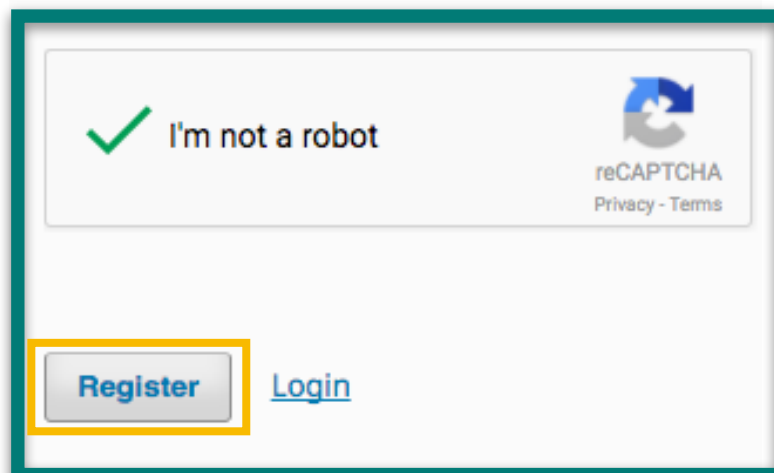
Step by step

1

Click on **'Register'**, on the upper left side of your screen.

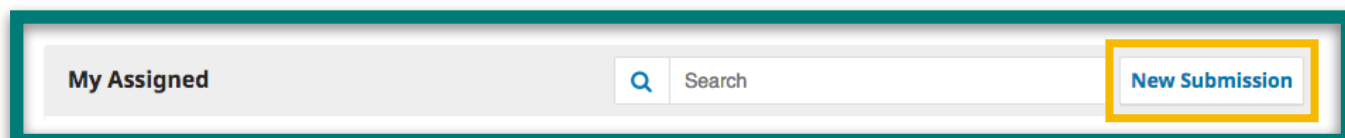
**2**

Complete the form and click on **'Register'**.

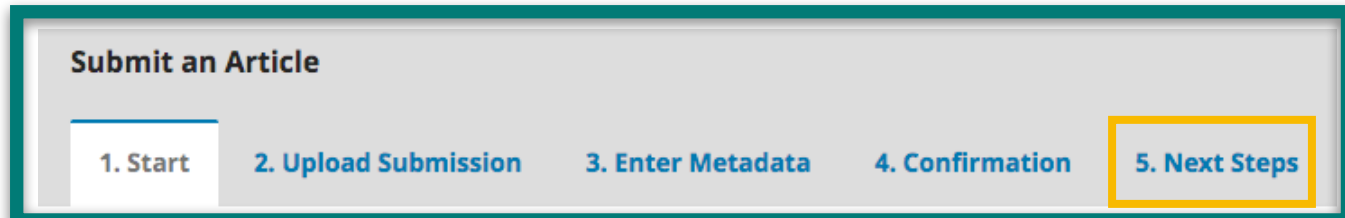


3

Once you're registered as an Author click on 'New Submission' and follow the five steps listed by the system.



My Assigned [New Submission](#)

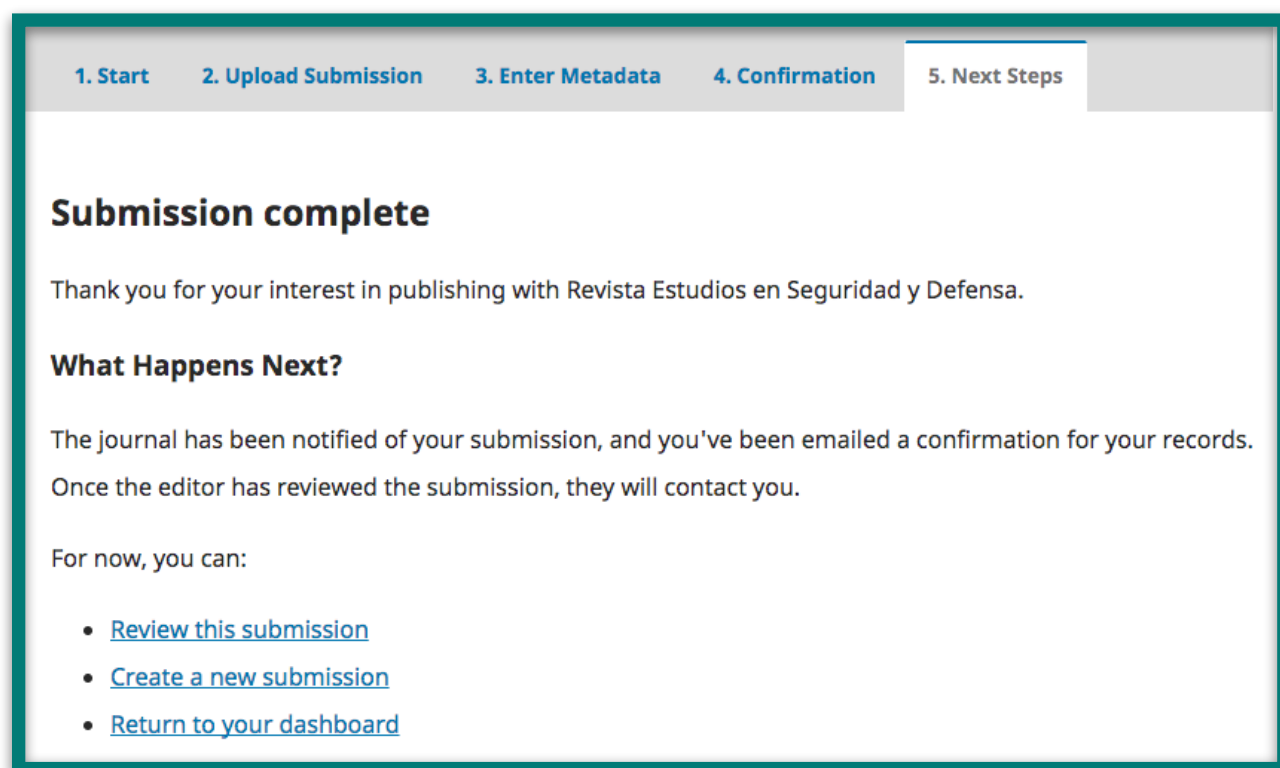


Submit an Article

1. Start 2. Upload Submission 3. Enter Metadata 4. Confirmation **5. Next Steps**

4

Once you have finished with the steps click on 'Finish Submission'. You'll see the confirmation message on your screen.



1. Start 2. Upload Submission 3. Enter Metadata 4. Confirmation **5. Next Steps**

Submission complete

Thank you for your interest in publishing with Revista Estudios en Seguridad y Defensa.

What Happens Next?

The journal has been notified of your submission, and you've been emailed a confirmation for your records. Once the editor has reviewed the submission, they will contact you.

For now, you can:

- [Review this submission](#)
- [Create a new submission](#)
- [Return to your dashboard](#)

**BITECA**